

Constant Voltage LED Power Supply

SLT30-12VFC-UN
SLT30-24VFC-UN



Product description:

This LED power input voltage of 120-240VAC, the output constant voltage 12V or 24V, for load parallel voltage LED. This LED power supply shape slim and thin. LED power supply has open circuit, short circuit, overload or over temperature protection function, troubleshooting, the power will automatically restart.



Standards:

EN61347-1
EN61347-2-13
EN61547
EN55015
EN61000-3-2
EN61000-3-3
EN62384
EN62493
UL8750
UL1310
FCC15B


Characteristics:

- The standard requirements to meet EN60335-2-89;
- Power section is divided into 30W,75W and output voltage have 12V and 24V;
- Surge level, according to EN61000-4-5 :level 4 L, N: 2000V, L, N-PE: 4000V
- Metal case for indoor or outdoor installation
- Suitable for class I luminaire
- Suitable for dry/damp/wet locations
- Class 2 power unit
- Life to meet the 5-year warranty requirements, failure rate to meet 0.1% / 1000h

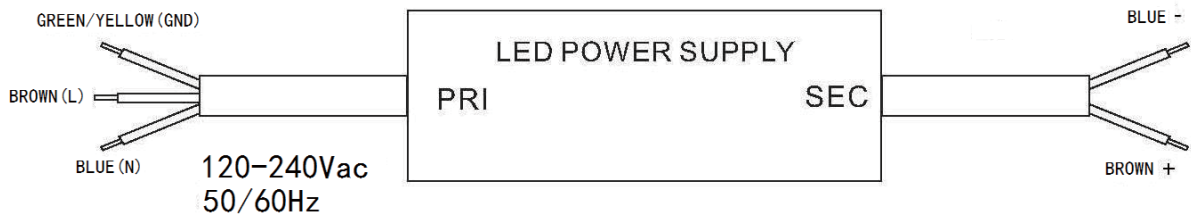
Specifications :

Model	SLT30-12VFC-UN	SLT30-24VFC-UN	
Output	turn on time(S)	≤0.5	≤0.5
	output power(W)	30	30
	output votage(V)	12	24
	output voltage tolerance ¹	+/-5%	+/-5%
	ripple voltage(mV)	90(Vp-p)	100(Vp-p)
	working current range(A)	0-2.5	0-1.25
	dimming interface	No	
	dimming range	n/a	
Input	rated supply voltage(Vac)	120-240	120-240
	voltage range(Vac)	108-264	108-264
	line frequency(Hz)	50/60	50/60
	input current(mA)	350	350
	efficiency ²	83.5%	84.5%
	average efficiency ³	79.5%	80.0%
	no load power consumption(W)	≤0.5	≤0.5
	power factor ²	0.95	0.95
	inrush current(Ipk)	18A/180us	18A/180us
Protection	over voltage protection	YES	
	short circuit protection	YES	
	over temperature protection	YES	
	automatic restart	YES	
	over load protection	YES	
	surge capacity	L-N: 2KV L,N-PE: 4KV	
Ambient and Life	Ta(°C)	-20...50	-20...50
	Tc max.(°C)	75	75
	Storage Temperature(°C)	-30...80	
	ambient humidity range	5%...85%RH, Not condensing	
	nominal life-time(hrs)	50'000@Tc=75 C	
	guarantee(years)	5	
	MTBF(hrs)	100'0000	
Other	audible noise(dB)	<25dBA	
	weight(g)	200	
	dimensions (LxWxH)(mm)	275x30x16.5	
	casing material	Aluminum	
	housing colour	Silver	
	type of protection	IP67	
protection class	Class I		
Note	<p>1. Tolerance:includes set up tolerance, line regulation and load regulation. 2. Tested at full load,230Vac.Refer to"Power Factor" and "EFFICIENT"curve graphs. 3. Calculate the model's average efficiency for each test voltage by testing at 100%, 75%, 50%, and 25% of rated current and then computing the simple arithmetic erage of these four values. 4. All parameters NOT specially mentioned are measured at nominal voltage input, rated load and 25 of ambient temperature. 5. The power supply is considered as a component that will be operated in combination with final equipment. Since EMC performance will be affected by the complete installation, the final equipment manufacturers must re-qualify EMC Directive on the complete installation again."</p>		

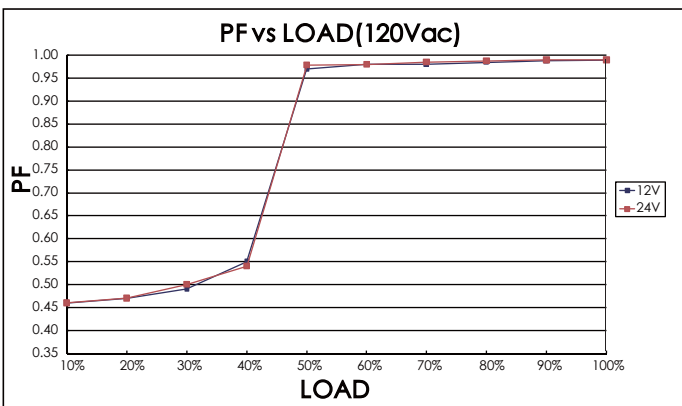
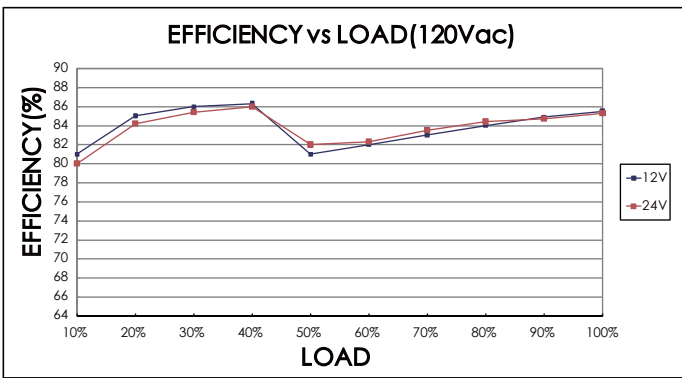
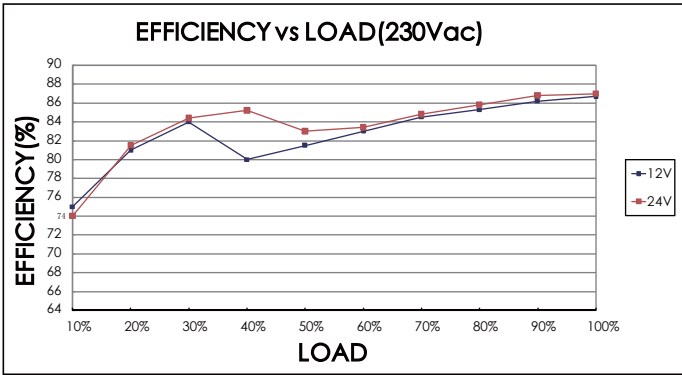
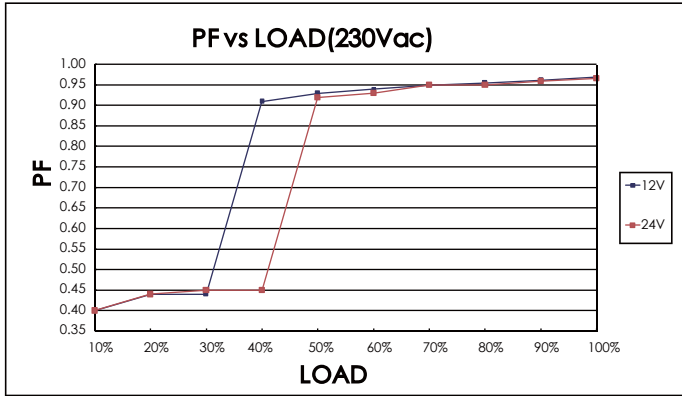
Dimensions: mm



Wiring diagram:



Electrical curves:



note
 For constant current power supply,"LOAD" means the percentage of the maximum rated output voltage.
 For constant voltage power supply,"LOAD" means the percentage of the maximum rated output current.

Sales & Technical Support:



Farben-Frikell | WTB

Fachhandel für Siebdruck & Werbetechnikbedarf

Farben-Frikell Berlin GmbH

Ernst-Augustin-Straße 1
12489 Berlin
T: 030 64 19 13-0
F: 030 64 19 13-28
berlin@farben-frikell.de

WTB WerbeTechnikBedarf GmbH & Co.KG

Nickerner Weg 8
01257 Dresden
T: 0351 27 28 6-0
F: 0351 27 28 6-24
info@wtb-dresden.de



SELF ELECTRONICS GERMANY GMBH

Add: August-Horch-Str. 7, 51149 Koeln
Tel: 0049 2203 18501-0
Fax: 0049 2203 18501-199
E-mail: saleseu@self-electronics.com

*Due to continuous improvements and innovations, specifications are subjected to change without notice.